

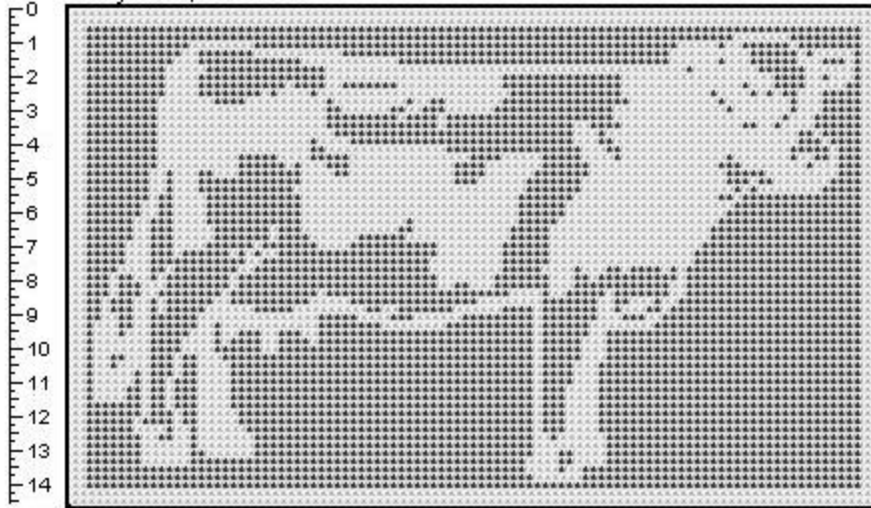


Holstein Dairy Cow in Filet

Designed by Julie A. Bolduc

Inches 0 1 2 3 4 5 6 7 8 9 10 11 12 13 14 15 16 17 18 19 20 21 22 23 24 25 26 27 28 29 30 31

Dairy Cow, Holstein

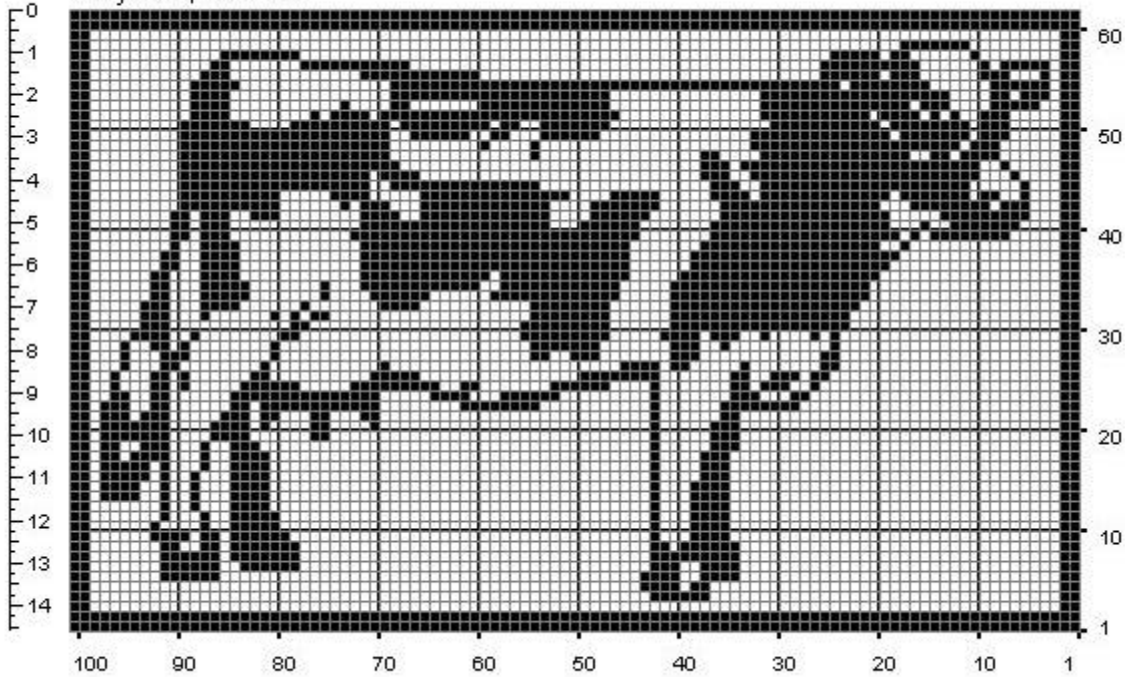


Inches 0

Designed by Julie A. Bolduc of Just Plain Fun Copyright 2007

1

Dairy Cow, Holstein



Designed by Julie A. Bolduc of Just Plain Fun Copyright 2007

INSTRUCTIONS:

Starting at bottom of pattern chain 304. Chain 3 to turn which will count as first double crochet of first row. Double crochet in 5th chain from hook. Double crochet in next 2 chains to complete bottom right solid square of pattern. Continue following pattern for first row reading pattern right to left. After completing first row, chain 3 to turn to start next row. Continue following pattern until all rows are complete. At end of row 62 fasten off. (See "HOW TO READ PATTERN" below) For how to increase or decrease select Advance Instructions under Page menu.

MATERIALS (based on crochet cotton size):

Using Crochet Cotton no. 5: about 802 yds, steel crochet hook US size 4 or SIZE FOR GAUGE.
Using Crochet Cotton no. 10: about 714 yds, steel crochet hook US size 7 or SIZE FOR GAUGE.
Using Crochet Cotton no. 20: about 670 yds, steel crochet hook US size 9 or SIZE FOR GAUGE.
Using Crochet Cotton no. 30: about 626 yds, steel crochet hook US size 11 or SIZE FOR GAUGE.
Using Fingering/Baby Weight: about 1566 yds, steel crochet hook US size F or SIZE FOR GAUGE.
Using Sport Weight: about 1816 yds, steel crochet hook US size G or SIZE FOR GAUGE.
Using Worsted Weight: about 2066 yds, steel crochet hook US size I or SIZE FOR GAUGE.

APPROXIMATE FINISHED SIZES:

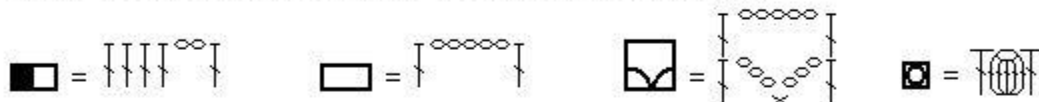
Using Crochet Cotton size 5: width = 28.0 inches, height = 19.7 inches
Using Crochet Cotton size 10: width = 31.1 inches, height = 14.6 inches
Using Crochet Cotton size 20: width = 22.2 inches, height = 14.9 inches
Using Crochet Cotton size 30: width = 21.2 inches, height = 14.3 inches
Using Fingering/Baby Weight: width = 70.7 inches, height = 44.6 inches
Using Sport Weight: width = 80.8 inches, height = 50.8 inches
Using Worsted Weight: width = 90.9 inches, height = 57.0 inches

GAUGE:

Using Crochet Cotton size 5: 10 squares = 2.8 inches, 10 rows = 3.2 inches
Using Crochet Cotton size 10: 10 squares = 3.1 inches, 10 rows = 2.4 inches
Using Crochet Cotton size 20: 10 squares = 2.2 inches, 10 rows = 2.4 inches
Using Crochet Cotton size 30: 10 squares = 2.1 inches, 10 rows = 2.3 inches
Using Fingering/Baby Weight: 10 squares = 7.0 inches, 10 rows = 7.2 inches
Using Sport Weight: 10 squares = 8.0 inches, 10 rows = 8.2 inches
Using Worsted Weight: 10 squares = 9.0 inches, 10 rows = 9.2 inches

HOW TO READ PATTERN:

Each solid square is equal to 4 double crochets. Each open square is equal to 1 double crochet, followed by 2 chains, followed by 1 double crochet. The double crochet at the end of each square also counts as the first double crochet of the next square. For example, a solid square followed by an open square is 4 double crochets, 2 chains, 1 double crochet. See diagram below:



Where "↓" is the symbol for one double crochet, "○" is the symbol for one chain, and "x" is the symbol for one single crochet.